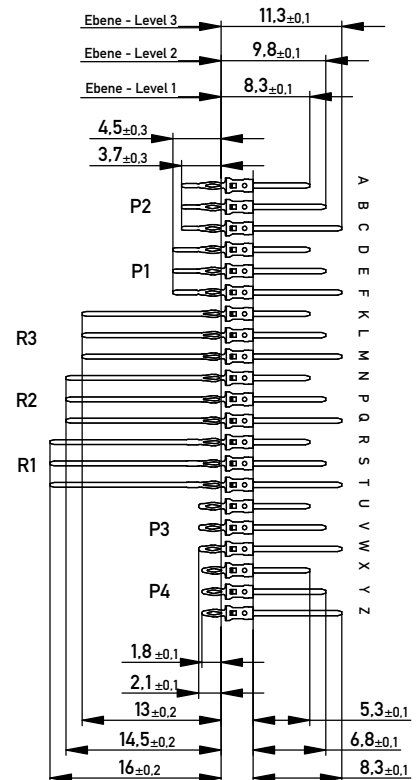
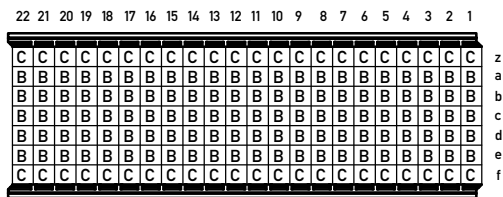
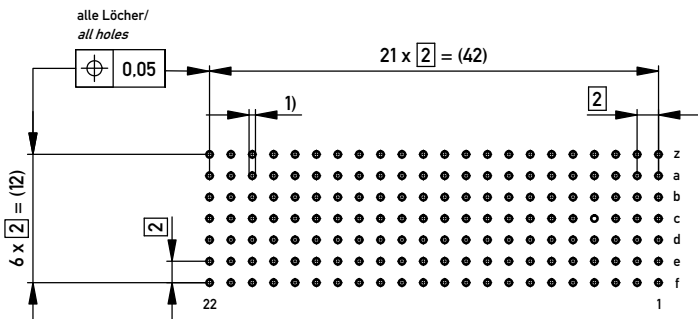


Bestückungsplan / contact layout



Lochbild für Leiterplatte (Bestückungsseite)

Board hole pattern (Component mounting side)



- 1)  $\varnothing 0,6 \pm 0,05$  Durchmesser des metallisierten Loches
- $\varnothing 0,6 \pm 0,05$  Diameter of finished plated-through hole
- $\varnothing 0,7 \pm 0,02$  Bohrungsdurchmesser des Loches
- $\varnothing 0,7 \pm 0,02$  Diameter of drilled hole

Schichtaufbau im metallisierten Loch siehe Zeichnung 114406  
Metal plating of plated-through hole see drawing 114406

Fehlende Maße und Angaben nach IEC 61076-4-101  
Missing information and dimensions per IEC 61076-4-101

Extra durable Au-plating!

Information: P2 Level 2, 3 siehe Bestückungsplan / see contact layout Anforderungsstufe 2 / class 2	Tolerances		Scale	2:1
	All rights reserved. Only for Information. To ensure that this is the latest version of this drawing, please contact one of the ERNI companies before using.	All Dimensions in mm		
Subject to modification without prior notice. Drawing will not be updated.	Designation			
	ERmet Messerleiste B22 ERmet Male Wide Type B22			
a	Index	18.04.2013	Date	www.ERNI.com
Class			ERMB22	